



AARDWOLF BUNDLE RACK

OWNER'S MANUAL**PRODUCT CODE: ABR01****CONTENTS**

GENERAL GUIDE ▶ **SAFETY & OPERATION INSTRUCTIONS** ▶ **CONSTRUCTION OF THE BUNDLE RACK**
SPECIFICATIONS & FEATURES ▶ **SLAB RACK STORAGE CALCULATOR** ▶ **INSPECTIONS, MAINTENANCE & REPAIR**
▶ **WARRANTY**

The Aardwolf Bundle Rack consists of a pair of galvanized steel rails 3m long, together with rectangular galvanized steel tube posts (these posts are to be sold separately). The rectangular post can be positioned anywhere along the rack. All posts are manufactured from rectangular tube steel with a minimum yield strength of 345Mpa, with 5mm wall thickness, ensuring safety for the vertical storage of slab bundles.



1. GENERAL GUIDE

The purpose of this manual is to provide instructions to fully inform the relevant personnel of usage and maintenance of the Aardwolf Bundle Rack, which has been designed to safely store slab-shaped loads, in particular, slabs of marble, granite and other stone materials in general.

The angle of inclination of sheet marble or granite in racks is critical. Undue force will be applied to the post if the angle of lean is too great from the vertical, sheets will be unstable and be pulled over by draughts if the angle is too small. The Aardwolf Bundle Rack is designed for a lean of 4° so that the top of the slab can be parted from the bundle by means of a wedge, which allows the slab to be hoisted by an Aardwolf Slab Lifter.

2. SAFETY AND OPERATION INSTRUCTIONS

Read carefully and fully understand the following instructions before starting to work with the Aardwolf Bundle Rack:

- Only personnel who have been suitably trained and instructed in material handling are to store and remove slabs from the slab and bundle racks.
- Check that the zone where the rack is to be installed is a safe zone.
- The rack must not hamper or obstruct movement by vehicles. The paving or ground that the rack rests on must be flat, solid, compact and designed to support forecast loads. The pair of structures must be set on the pavement at a distance of approx. 1.5 meters (5') one from the other.
- Check that the posts pairs are fully inserted and properly positioned before proceeding with actual storage.
- Never manually support large stone slabs.
- Never leave "open bays" that can allow the slabs to fall forwards. There should always be posts on either side of the slabs. See slab storage guide attached.
- Load capacity rating and other important information pertaining to the rack should be posted in the storage area where they are clearly visible to crane operator or lift truck operator and safety personnel.
- Never climb on racks when picking orders, a slip or fall may result in serious injury.



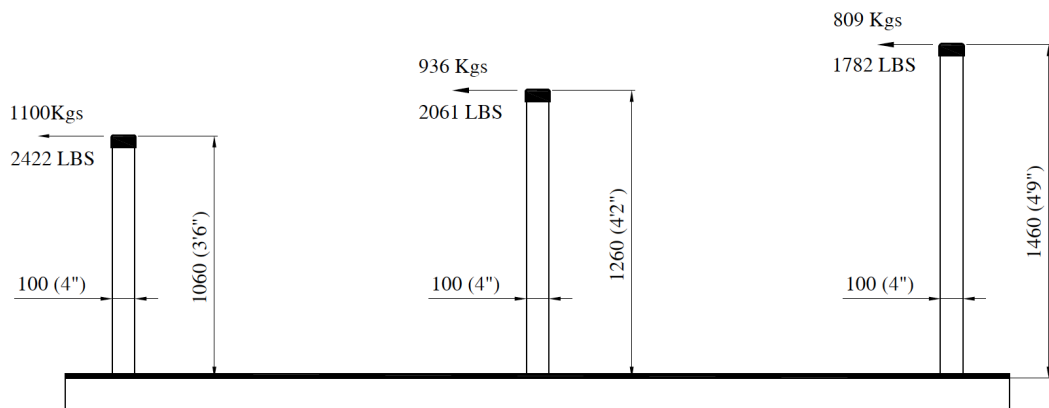
2. SAFETY AND OPERATION INSTRUCTIONS

- Do not stand in the post zone or near the Racks during crane operating procedures when picking up or depositing slabs.
- Check the inclination of the slab or pack of slabs after they are deposited on the rack.
- The space between the inside edges of the slab and the pair of posts must be set by the appropriate spacer provided.
- It is obligatory to perform storage procedures using suitable slinging procedures and accessories that comply with existing regulations in the country where these hoisting procedures are performed.
- Periodically check the condition of the posts pairs. They must be free of visible cracks, bends and other distortions. Do not use posts that have been damaged.
- Never over-load post.

3. CONSTRUCTION OF THE BUNDLE RACK

The Aardwolf Bundle Rack consists of a pair of galvanised steel rails 2925 x 164 x 165 mm (115.1" x 6.4" x 6.5") long, together with rectangular steel tubular posts with section 100 x 50 x 5 mm (4" x 2" x 0.2"). The rectangular post can be positioned anywhere along the rack. All posts are produced from certified high strength rectangular tube steel, ensuring safety for the vertical storage of slab bundles.

A selection of post type with wall thickness 5 mm. See diagrams below:



	Metric (mm-kg)	Imperial (inch-lb)
Galvanized steel rail	2925 x 164 x 165	115.1" x 6.4" x 6.5"
Rack height	165	6.5"
Rectangular hole	101.5 x 52	4" x 2"
Increment	111.5	4.4"
Rectangular tube post	100 x 50	3.9" x 2"
Posts wall thickness	5	0.2"
Rectangular rubber post caps	100 x 50	3.9" x 2"
Timber battens per rail	50 x 25	2" x 1"
Net weight	77.7/PCS	171.3
Gross weight	78	172
Packaging dimension	2925 x 165 x 165	115" x 6.5" x 6.5"

FEATURES

- The maximum number of marble or granite slabs that can be safely stored per bay at a 4° lean depends on the slab thickness and dimensions.
- Aardwolf has developed a simple calculator specifically for the users to calculate the slab storage capacity.
- Post available in 3 standard heights of 1200mm, 1400mm, 1600mm.

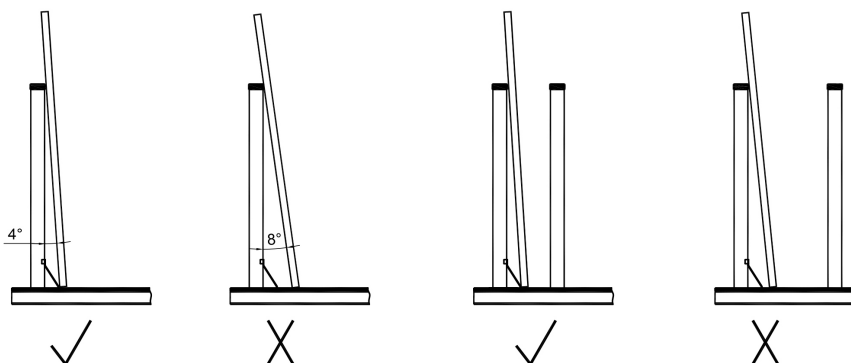
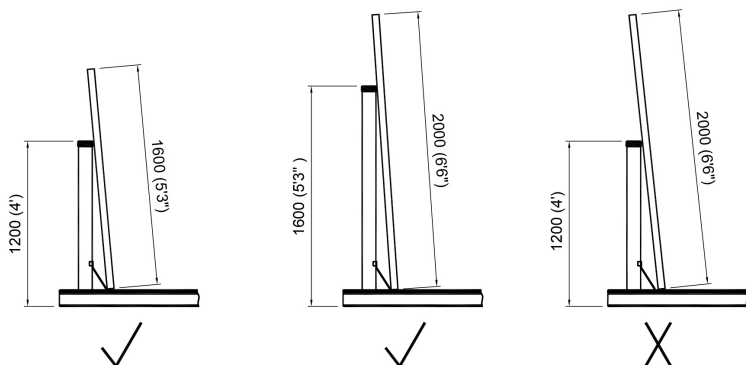


The maximum number of marble or granite slabs that can be safely stored per bay at 4° lean can be determined by the Aardwolf Slab Rack Storage Calculator.

(For smart phones go to <http://apps.aardwolf.com.au> to download the Slab Rack App. No Smartphone? A web version can be found at: www.aardwolf.com.au/slab_calculation.php

Example: Correct and incorrect method of storing slabs:

SLAB STORAGE GUIDE



AARDWOLF SLAB RACK STORAGE CALCULATOR:

Developed by Aardwolf to enable users to easily calculate the safe storage capacity of slabs.

Download the Aardwolf Slab Rack Storage Calculator for both Android & iOS Devices:



The Aardwolf Slab Rack Storage Calculator is the most accurate way of calculating the number of slabs that can be safely stored on a post storage system available.

WARNING: Do not use the Aardwolf Slab Rack Storage Calculator to calculate the capacity of posts produced by others, unless the post have the same wall profile and steel yield strength as the Aardwolf posts.

BE ASSURED YOUR SLABS ARE SAFELY STORED!

- 1 On your phone go to <http://apps.aardwolf.com.au> to download the Slab Rack Calculator App.
- 2 Enter your slab dimension and press Calculate.
- 3 The calculation will tell you which Slab or Bundle Posts are suitable for your slabs and how many slabs the posts can safely hold.

No Smartphone? A web version can be found at:
www.aardwolf.com.au/slab_calculation.php

The maintenance procedures should be established as mandatory regulations and policies. They vary depending on the amount and purpose of use, and the buyer's own policy. As normal, it should include the frequency of inspection, the policy for defects found and repaired and the policy for record filing.

7. WARRANTY

This Bundle Rack is granted a 12-month warranty based on Aardwolf Industries LLC's warranty policy from the date of purchase:

1. To obtain repair or warranty service: After receiving the goods, the buyer is strongly advised to check, based on the spare parts list and spare drawing attached with the goods, that the spare parts have not been damaged or lost during shipment. Any damages or losses must be officially reported to Aardwolf Industries LLC's within eight days of the date of receipt.
2. The warranty coverage is not applicable:
 - The Bundle Rack is handled incorrectly during manoeuvring.
 - The operator fails to comply with the inspections in the booklet.
 - The maximum permissible capacity of the Bundle Rack is exceeded.
 - The specifications are not allowed.
 - Damages are due to inadequate maintenance and inspections.
 - Repairs were performed by the user without our permission.
 - Unofficial spare parts were used.
3. Disclaimer: The Aardwolf Industries LLC's warranty does not cover the incorrect assembly and misuse by the handler, the lack of maintenance and repair of the Bundle Rack, the operation by non-competent or non-authorised users or unofficial spare parts being used or installed.



VIETNAM

AARDWOLF VIETNAM

- 📍 1B, An Phu, Thuan An, Binh Duong, Vietnam.
- ☎ +84 274 371 2827438/39
- ✉ sales@aardwolf.com.vn
- 🌐 www.aardwolf.com.vn

AUSTRALIA

AARDWOLF AUSTRALIA

- 📍 Unit 1, 5 Stanton Road, Seven Hills NSW 2147 Australia.
- ☎ +0422 916 907
- ✉ enquiries@aardwolfaustralia.com
- 🌐 www.aardwolfaustralia.com

GERMANY

STONE GLASS EQUIPMENT UG

- 📍 Am Gutsteich 11, 08451 Crimmitschau/ Blankenhain, Germany.
- ☎ +49 366 0821 9236
- ✉ sales@aardwolf.com.de
- 🌐 www.aardwolf.com.de

INDIA

AARDWOLF KISHANGARH

- 📍 Harmara Road, Industrial Area, Madanganj, Kishangarh, Rajasthan India / Pin no. 305801
- ☎ Tel: +91 93584 48474
- ✉ sales@aardwolf.co.in
- 🌐 Web: www.aardwolf.co.in

AARDWOLF BENGALURU

- 📍 No: 6, Sharma Complex, 3rd Cross, Ganesha Block, Dinnur Main Road, R. T. Nagar P.O Bengaluru-560032
- ☎ +91 98451 62959/ 91 99017 24600
- ✉ bengaluru@aardwolf.co.in
- 🌐 www.aardwolf.co.in

AARDWOLF MUMBAI

- ☎ +91 97659 06007
- ✉ mumbai@aardwolf.co.in
- 🌐 www.aardwolf.co.in

