

WASTE BIN

WB620G



CREATED BY

AARDWOLF INDUSTRIES
Marketing Department

Published on:
December 2024

Contact us: info@aardwolf.com.au
www.aardwolf.com.au

Dear Customer,

Thank you for choosing the **Waste Bin – WB620G**.

Please read the manual carefully before use. If you have any questions, require spare parts, or need to report any issues, please contact the Aardwolf distributor at your location, provide the product code and serial number, and send them to ***info@aardwolf.com.au*** for assistance.

We hope the product meets your needs and exceeds your expectations.

Best Regards,

Aardwolf Industries

 info@aardwolf.com.au

 www.aardwolf.com.au

01 OVERVIEW



INTRODUCTION

The Aardwolf WB620G is a robust, heavy-duty waste bin constructed from 3mm galvanized steel. It is designed for industrial and construction environments, offering long-term durability and resistance to harsh conditions.

This waste bin is ideal for managing large volumes of waste, including industrial debris, metals, and other heavy materials. It is compatible with forklifts for easy transport and is designed to optimize waste sorting and handling.

Key features

- ✧ Made from 3mm plate
- ✧ Fitted with 2 rigid wheels and 2 swivel wheels
- ✧ Automatic and manual tipping options for easy emptying
- ✧ Fitted with reinforced forklift pockets, air shocks, and a safety chain
- ✧ Capable of handling loads up to 1000 kg (2204 lbs)
- ✧ Finished with a sleek, galvanized coating for added resilience
- ✧ Suitable for various industrial waste materials, including metals, debris, and heavy waste





TECHNICAL DATA

SPECIFICATIONS

WB620G	METRIC	IMPERIAL
Working load limit	1000 kg	2204 lbs
Net weight	170 kg	375 lbs
Gross weight	171 kg	377 lbs
Packaging dimensions	1350 x 1200 x 880 mm	53.1 x 47.2 x 34.6 in



02 SAFETY INSTRUCTIONS



BASIC SAFETY

- ✦ **Site-Specific Risk Assessment:**
Conduct a thorough risk assessment and lift plan tailored to site conditions.
- ✦ **PPE:**
Ensure personnel wear appropriate PPE, including gloves, hard hats, safety glasses, and steel-toed boots.
- ✦ **Load Stability:**
Keep the bin level, evenly distribute and restrain the load.
- ✦ **Proximity to Hazards:**
Avoid overhead power lines and confined spaces.
- ✦ **W.L.L. Compliance:**
Do not exceed the bin's W.L.L.
- ✦ **Training:**
Operators must be competent and trained.
- ✦ **Clear Area:**
Ensure the work area is clear of obstacles and personnel before operating.
- ✦ **Crush Risk:**
Keep hands and feet away from moving parts.



WARNING

✗ NEVER

- Never use the Bin near overhead power lines, confined spaces, or manually lift over 25kg without assistance.
- Never drag or swing the bin, it's designed for vertical lifting only.
- Never wear loose clothing or jewelry, tie back long hair to avoid entanglement.
- Never operate the equipment if you are tired, unwell, or under the influence of alcohol, drugs, or medication.
- Never use the Bin to store water, chemicals, or explosives.

✓ ALWAYS

- Always read the instructions thoroughly before use.
- Always secure, stabilize, and balance the load before lifting.
- Always clear the working area and landing zone before lowering.
- Always factor in the Bin's weight and attachments when calculating the load and move slowly to avoid instability.
- Always protect bystanders and prevent public access to the working area.

03 USER INSTRUCTIONS

1 Loading

Lower and lock the bin before loading, ensuring the load fits within the bin's walls.

2 Forklift Setup

Set forks to the correct width, align, and fully insert into the pockets.

3 Securing

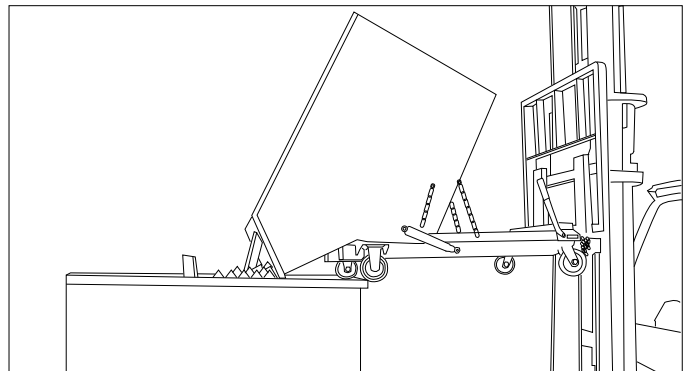
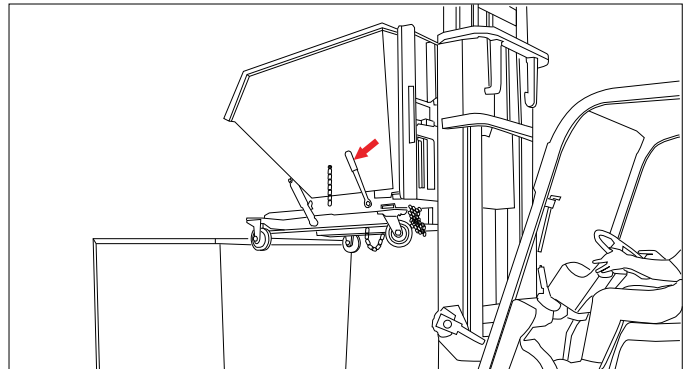
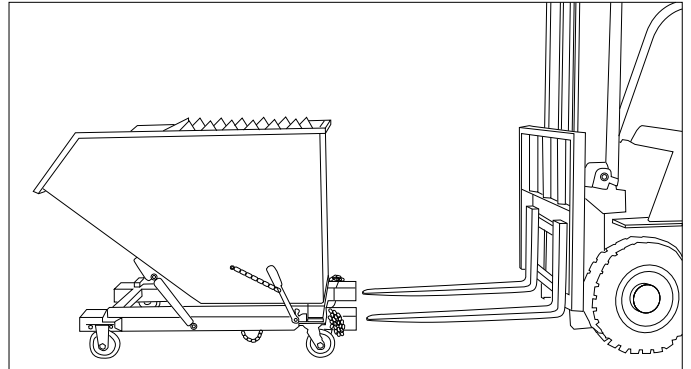
Turn off the engine, apply brakes, insert heel pins, and secure with a safety chain.

4 Operating

Clear the area, raise the bin slightly, and travel to the discharge area.

5 Tipping

Activate the release lever to tip the bin, then check it returns properly before disengaging.



04 MAINTENANCE

- Regular inspections by a qualified engineer are mandatory and recommended every six months.
 - Ensure proper use of detachable lifting gear following relevant guidelines.
 - Store the unit in a clean, upright position in a secure area to prevent unauthorized use.
 - Inspect the equipment before each use and regularly as part of your risk assessment.
- Do not use the equipment if there are any concerns regarding its condition or safety.

05 WARRANTY



PRODUCT CHECK AND REPORTING

Upon receiving the Bin, the buyer should verify, based on the spare parts list and attached spare drawings, that all spare parts are intact and not lost during shipment. Any damages or losses must be officially reported to Aardwolf Industries within eight days of purchase.



WARRANTY INFORMATION

The Bin comes with a 12-month warranty from the date of purchase, following Aardwolf Industries' warranty policy.



WARRANTY EXCLUSIONS

The warranty coverage does not apply if:

- ✗ The Bin is handled incorrectly during maneuvering.
- ✗ The Bin is not installed or maintained according to the provided instructions.
- ✗ The Bin's maximum W.L.L is exceeded.
- ✗ Repairs are performed by the user without permission from Aardwolf Industries.
- ✗ Unofficial spare parts are used.
- ✗ The Bin has been subjected to vandalism or misuse.
- ✗ Damages result from inadequate maintenance and inspections.
- ✗ Damage is due to improper storage.
- ✗ The damage is caused by external factors beyond the manufacturer's control.



DECLARATION OF CONFORMITY

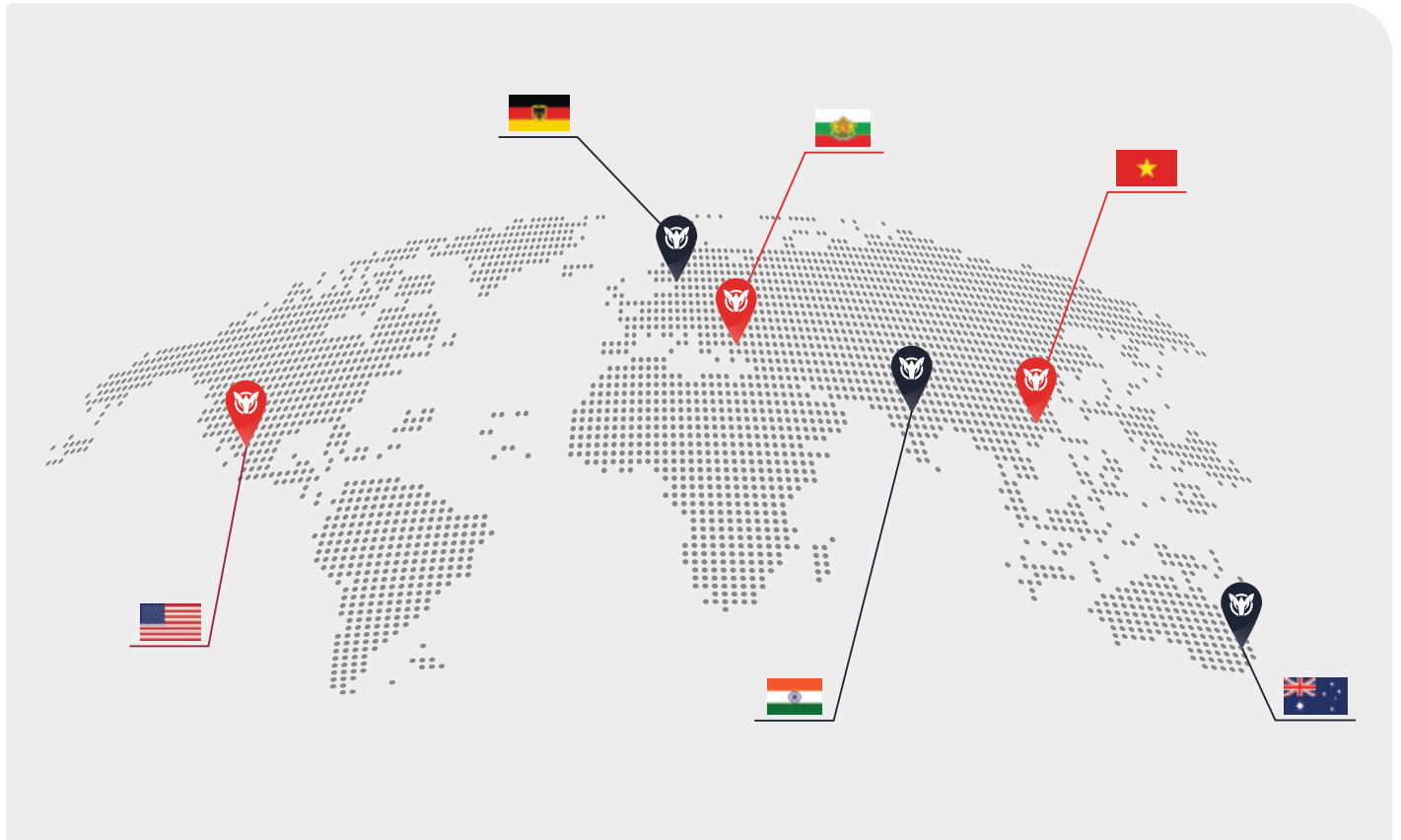
We declare that the Waste Bin conforms to the following standards:

- ✗ The Machinery Directive 2006/42/EC
- ✗ Australian Standard 4991-2004

Note: *It is the user's responsibility to comply with state or local laws. The end user is responsible for using the equipment safely, in the manner it is designed for, and within the unit's rated capacity.*

WE PROVIDE

Simple, Reliable, Cost Saving And
Awesome Ideas For Your Business



FIND THE NEAREST AARDWOLF SERVICE CENTER

AUSTRALIA

1/5 Stanton Road, Seven Hills NSW 2147
Tel: 02 9838 8427
Email: enquiries@aardwolfaustralia.com
Web: www.aardwolfaustralia.com

BULGARIA

Str.Usta Kolio Ficheto 33
Tel: +359 887 933 754
Email: adrian@toolrange.com

GERMANY

Schulze-Delitzsch-Weg 2, 33175 Bad Lippspringe
Tel: 05252 8382830
Email: sales@toolrange.com.de

INDIA

Harmara Road, Industrial Area, Madanganj, Kishangarh,
District- Ajmer, Rajasthan India 305801
Tel: +91 73000 68444
Email: sales@aardwolf.co.in
Web: www.aardwolf.co.in

USA

9401 Norwalk Blvd, Santa Fe Springs, CA 90670
Tel: (562) 553-6050
Email: sales@aardwolfusa.com
Web: www.aardwolfusa.com

VIETNAM

1B, An Phu, Thuan An City, Binh Duong Province, Vietnam
Tel: +84 931 707 793
Email: info@aardwolf.com.au
Web: www.aardwolf.com.au

