



AARDWOLF
INDUSTRIES

**FOR
THE STONE INDUSTRY**

**WE RISE BY
LIFTING
OTHERS**



CONTENTS



Get The Aardwolf AAdvantage

Aardwolf Slab Lifters

1

- Aardwolf Slab Lifters Automatic
- Aardwolf Slab Lifters
- Twister MSS

Slab Lifters

2 - 5

- Scissor Clamp Lifters
- Horizontal Stone Lifting Clamps
- Versa Block Clamps
- Monument Clamps
- Barrier Lifters

Vacuum Lifters

5 - 6

- Vacuum Lifter AVL series
- Vacuum Block Lifters
- Small Pneumatic Vacuum Lifter
- Vacuum Paver Lifter
- Paving Stone Lifter
- Hand Pump Vacuum Lifter
- Vacuum Lifter with Petrol Fuelled Engine
- Vacuum Lifter Handy
- Mono Mechanical Vacuum Lifters

Lifting Equipment

7

- Spreader Beams
- Slab Bundle Handlers
- Stone Carrying Hand Clamps
- Hand Vacuum Cups

Trolleys

8

- Trolleys
- Self-locking Trolleys
- Hand Trucks

Slab & Bundle Racks

18 - 19

- Slab Rack Kit
- Bundle Rack Kit
- Slab & Bundle Rack Posts
- Slab & Bundle Racks

Jib Cranes

9

A-Frames

10 - 13

- Slab Buggy
- Single Sided Truck Racks
- Wolf Racks
- Folding 'A' Frames
- Drywall Trolleys
- Storage 'A' Frames
- Demountable Frames
- Base Only
- Top Frame Only
- Transport Frames TF-SERIES
- Transport Frames AF-SERIES

WorkBenches & Stands

14 - 15

- Trestles
- Kitchen Installation Carts
- Work Tables
- Flip Trolley
- Adjustable Height Work Tables
- Fabrication Table
- Premium Fabrication Table
- Sculpture Tables
- Edge Polishing Stands

Counter Top Tools

16

- Counter Top Tools
- Anti-breakage Bars
- Sinklocs
- Lamination Rail Clamps

Workshop Equipment

17

- Waste Bins
- Site Saws
- Miter & Corner Clamps
- Cnc Tooling Racks
- Drill Stands

Forklift Equipment

20 - 21

- Forklift Booms
- Double Forklift Boom
- Fork Extensions

AARDWOLF SLAB LIFTERS AUTOMATIC WITH ROLLERS



Product Code	AL30AWJR	AL30AR	AL50AR	AL60AR	AL75AR
Grip Range	0 - 30 mm 0 - 1.2"	10 - 50 mm 0.4" - 2"	15 - 60 mm 0.6" - 2.4"	30 - 75 mm 1.2" - 3"	
Working Load Limit	1200 kg 2646 lb	1200 kg 2646 lb	1200 kg 2646 lb	1200 kg 2646 lb	1200 kg 2646 lb
Net Weight	24.4 kg 54 lb	17.6 kg 38.8 lb	19 kg 42 lb	25 kg 55 lb	25 kg 55 lb

AARDWOLF SLAB LIFTERS WITH ROLLERS



Product Code	AL30R	AL50R	AL60R	AL75R
Grip Range	0 - 30 mm 0 - 1.2"	10 - 50 mm 0.4" - 2"	15 - 60 mm 0.6" - 2.4"	30 - 75 mm 1.2" - 3"
Working Load Limit	1200 kg 2646 lb	1200 kg 2646 lb	1200 kg 2646 lb	1200 kg 2646 lb
Net Weight	17.8 kg 39.2 lb	19 kg 42 lb	25 kg 55 lb	25 kg 55 lb

AARDWOLF TWISTER

The Lifter Twister is the perfect accessory to Aardwolf new patent pending Autograb Lifters



Product Code	MSS
Working Load Limit	1200 kg 2646 lb
Net Weight	31 kg 68 lb





**AARDWOLF
SCISSOR
CLAMP
LIFTERS**

The Aardwolf Scissor Clamp Lifters are equipped with a rubber contact pad for the safe handling of materials. By means of a gravity controlled locking latch, the clamp automatically grips and releases the materials. Suitable for lifting marble and granite slabs, tombstones, concrete barriers, curbs (kerbs) and median walls.

- Auto locks and unlocks
- Long-lasting, high friction replaceable Polyurethane gripping pads
- Protective rubber-lined bar prevents the material from chipping



Product Code	Grip Range	Working Load Limit	Net Weight
ASL105	0 - 105 mm 0 - 4"	750 kg 1653 lb	24 kg 53 lb
ASL125	0 - 125 mm 0 - 5"	750 kg 1653 lb	29 kg 64 lb
ASL200	50 - 200 mm 2" - 8"	1500 kg 3307 lb	47 kg 104 lb
ASL300	150 - 300 mm 6" - 12"	1500 kg 3307 lb	48 kg 106 lb
ASL450	300 - 450 mm 12" - 18"	2000 kg 4408 lb	85 kg 187 lb

• Optional Extra:

**SHORT
CHAIN
AND
SHACKLE.**






**HORIZONTAL
STONE
LIFTING
CLAMPS**

For lifting and moving of concrete blocks and natural stone. Long-lasting, high friction replaceable Polyurethane gripping pads protect load surfaces against damage. Suitable for use on cranes or forklift booms.

- Adjustable jaw opening width
- A large gripping range, making it suitable for a wide range of applications
- Long-lasting, high friction replaceable Polyurethane gripping pads
- Lifting eye for attaching to a crane hook
- Auto locks & unlocks the load

Product Code	Grip Range	Working Load Limit	Net Weight
AHLC-730	280 - 730 mm 11" - 28"	1500 kg 3307 lb	112 kg 247 lb
AHLC-1050	280 - 1050 mm 11" - 41"	1500 kg 3307 lb	121 kg 267 lb
AHLC-1370	280 - 1370 mm 11" - 54"	1500 kg 3307 lb	124 kg 273 lb
AHLC-2010	280 - 2010 mm 11" - 79"	1500 kg 3307 lb	137 kg 302 lb
AHLC-2010-4T	300 - 2010 mm 12" - 79"	4000 kg 8818 lb	228 kg 503 lb



- Specialized upgrade available: We provide an optional enhancement for those requiring additional functionality

**ROTATING
PADS**

ADDITIONAL ROTATION FEATURE AVAILABLE

The rotation feature is available for most of the AHLC series, (with the exception of the AHLC-2010-4T). To achieve this feature the rotating pads and body stoppers may be purchased separately.



**VERSA
BLOCK
CLAMPS**



Product Code	AVBC-600	AVBC-1100
Grip Range	100 - 610 mm 4" - 24"	150 - 1100 mm 6" - 43"
Working Load Limit	1200 kg 2646 lb	3000 kg 6614 lb
Net Weight	50 kg 110 lb	161 kg 355 lb

**MONUMENT
CLAMPS**



Product Code	GPM1000	GPM1000-A	GPM1500-A
Grip Range	0 - 407 mm 0 - 16"	20 - 300 mm 1" - 12"	20 - 300 mm 1" - 12"
Working Load Limit	1000 kg 2204 lb	1000 kg 2204 lb	1500 kg 3307 lb
Net Weight	33 kg 73 lb	33 kg 73 lb	52 kg 115 lb

**BARRIER
LIFTERS**

ABL Series

ADBL-2000



Product Code	ABL255-2000	ABL255-3000	ABL360-5000	ADBL-2000
Grip Range	100 - 255 mm 4" - 10"	100 - 255 mm 4" - 10"	100 - 360 mm 4" - 14.2"	155 - 250 mm 6.1" - 9.8"
Working Load Limit	2000 kg 4408 lb	3000 kg 6614 lb	5000 kg 11023 lb	2000 kg 4408 lb
Net Weight	84 kg 185 lb	146 kg 322 lb	426 kg 939 lb	264 kg 582 lb

VACUUM LIFTER PRO AVLP SERIES



Product Code	AVLP1-250P	AVLP2-500P	AVLP3-600P	AVLP4-P-1000
Pad Size	500 x 300 mm 19.7" x 11.8"			
Working Load Limit	125-250 kg 276-551 lb	250-500 kg 551-1102 lb	300-600 kg 661-1312 lb	500-1000 kg 1102-2204 lb
Net Weight	48 kg 106 lb	70 kg 154 lb	72 kg 159 lb	104 kg 229 lb

VACUUM LIFTER



Product Code	AVLM2
Pad Size	500x300 mm 19.7"x11.8"
Working Load Limit	500 kg 1102 lb
Net Weight	48 kg 105.8 lb

VACUUM BLOCK LIFTERS



Product Code	AVBL380	AVBL1000
Pad Size	500 x 300 mm 19.7" x 11.8"	800 x 500 mm 31.5" x 19.7"
Working Load Limit	380 kg 838 lb	1000 kg 2204 lb
Net Weight	55 kg 121 lb	95 kg 209 lb

SMALL PNEUMATIC VACUUM LIFTER



Product Code	SPVL-100
Pad Size	400 x 240 mm 15.7" - 9.4"
Working Load Limit	220 kg 485 lb
Net Weight	12 kg 26.4 lb

VACUUM PAVER LIFTER



Product Code	Pad Sizes	Working Load Limit
AVPL40	120 x 220 mm 4.7" x 8.7"	40 kg 88 lb
	80 x 120 mm 3.1" x 4.7"	12 kg 26 lb
	150 mm 6"	40 kg 88 lb

PAVING STONE LIFTER APSL



Pad Sizes	Working Load Limit
276 x 176 mm 10.9" x 6.9"	116 kg 256 lb
246 x 146 mm 9.7" x 5.7"	80 kg 176 lb
216 x 116 mm 8.5" x 4.6"	50 kg 110 lb

HAND PUMP VACUUM LIFTER



Pad Sizes	Working Load Limit	Net Weight
500 x 300 mm 20.5" x 12.6"	190 kg - 380 kg 419 - 838 lb	19 kg 42 lb

VACUUM LIFTER WITH PETROL FUELLED ENGINE



Product Code	APVL-1000
Pad Size	800x500 mm 31.5"x19.7"
Working Load Limit	1000 kg 2204 lb
Motor	0.98 bar

AARDWOLF HANDY VACUUM LIFTER ABHVL-380



Pad Sizes	Working Load Limit
500 x 300 mm 20.5" x 12.6"	380 kg 837 lb
500 x 150 mm 20.5" x 5.9"	164 kg 361 lb
500 x 125 mm 20.5" x 4.9"	126 kg 277 lb
420 x 220 mm 16.5" x 8.6"	220 kg 485 lb

MONO MECHANICAL VACUUM LIFTERS



AMMVL150



AMMVL270



AMMVL650



AMMVL1000

Product Code	Pad Diameter	Working Load Limit	Net Weight
AMMVL150	200 mm 8"	150 kg 331 lb	12 kg 26 lb
AMMVL270	300 mm 12"	270 kg 595 lb	22 kg 49 lb
AMMVL650	450 mm 17.7"	650 kg 1433 lb	36 kg 79 lb
AMMVL1000	530 mm 21"	1000 kg 2204 lb	55 kg 121 lb



**SPREADER
BEAMS**

Providing lifting solution the large stone slabs to increase safety and efficiency.



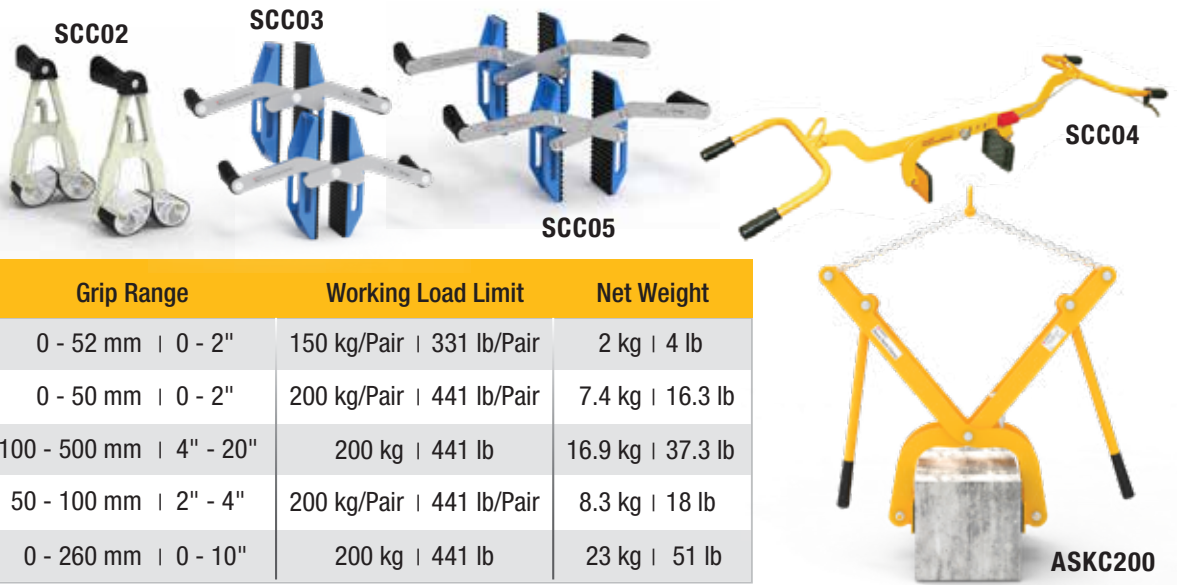
Product Code	Working Load Limit	Net Weight
ASB-2.5T	2500 kg 5511 lb	46 kg 101 lb
ASB-3.5T	3500 kg 7716 lb	73 kg 161 lb
ASB-5T	5000 kg 11023 lb	105 kg 231 lb

**SLAB
BUNDLE
HANDLERS**



Product Code	Working Load Limit	Net Weight
GBH01	2500 kg 5511 lb	2030 kg 4475 lb
SBH01	3000 kg 6614 lb	2000 kg 4408 lb
SBH02	5000 kg 11023 lb	3200 kg 7055 lb

**STONE
CARRYING
HAND
CLAMPS**



Product Code	Grip Range	Working Load Limit	Net Weight
SCC02	0 - 52 mm 0 - 2"	150 kg/Pair 331 lb/Pair	2 kg 4 lb
SCC03	0 - 50 mm 0 - 2"	200 kg/Pair 441 lb/Pair	7.4 kg 16.3 lb
SCC04	100 - 500 mm 4" - 20"	200 kg 441 lb	16.9 kg 37.3 lb
SCC05	50 - 100 mm 2" - 4"	200 kg/Pair 441 lb/Pair	8.3 kg 18 lb
ASK200	0 - 260 mm 0 - 10"	200 kg 441 lb	23 kg 51 lb

**HAND
VACUUM
CUPS**



Product Code	Cup Diameter	Working Load Limit	Net Weight
HVC01	220 mm 8.7"	100 kg 220 lb	1.3 kg 2.9 lb
OHVC	380 x 80 mm 15" x 3.1"	100 kg 220 lb	1.3 kg 2.9 lb
HVC	220 mm 8.7"	120 kg 265 lb	1.46 kg 3.2 lb
HVC05	122 mm 4.8"	50 - 100 kg 110 - 220 lb	0.8 kg 1.8 lb
HVC06	122 mm 4.8"	75 - 150 kg 165 - 331 lb	1 kg 2.2 lb

TROLLEYS



Slab Trolley



Load master



Quad Trolley



Broad Trolley



Master Trolley

Product Code	AST01	ALM01	AQT01	ABT01	AMT01
Rubber wheel	205 mm 8"	350 mm 13.8"	265 mm 10.4"	350 mm 13.8"	209 mm 8.2"
Working Load Limit	300 kg 661 lb	400 kg 882 lb	300 kg 661 lb	450 kg 992 lb	350 kg 771 lb
Support plate	402 x 80 x 41 mm 15.8" x 3" x 1.6"	858 x 80 x 41 mm 33.8" x 3.1" x 1.6"	550 x 80 x 41 mm 21.7" x 3" x 1.6"	854 x 212 x 50 mm 33.6" x 8.3" x 2"	Master Trolley offers excellent flexibility with a maximum slab material is 65 mm 2.6"

SELF LOCKING TROLLEYS



WORKING LOAD LIMIT
400 KG
882 LB


Product Code	SL60	SL85	SL100	SL155
Grip Range	0 - 60 mm 0 - 2"	0 - 85 mm 0 - 3"	0 - 100 mm 0 - 4"	0 - 155 mm 0 - 6"
Rubber wheel	265 mm 10.4"	400 mm 15.7"	400 mm 15.7"	400 mm 15.7"
Support plate	500 mm 19.7"	500 mm 19.7"	500 mm 19.7"	500 mm 19.7"

HAND TRUCKS




Product Code	Height	Track width	Blade dimension	Rubber Wheel	Working Load Limit
AHT500	338 mm 13.3"	580 mm 22.8"	580 x 210 mm 22.8" x 8.3"	265 mm 10.4"	500 kg 1102 lb
AHT750	1260 mm 49.6"	580 mm 22.8"	420 x 80 mm 16.5" x 3.1"	250 mm 9.8"	750 kg 1653 lb
AHT750H	1360 mm 53.5"	620 mm 24.4"	420 x 60 mm 16.5" x 2.4"	400 mm 15.7"	750 kg 1653 lb
AHPT750	1308 mm 51.5"	630 mm 24.8"	360 x 100 mm 14.2" x 3.9"	350 mm 13.8"	750 kg 1653 lb
AHPT1000	1585 mm 62.4"	700 mm 27.6"	420 x 90 mm 16.5" x 3.5"	400 mm 15.7"	1000 kg 2204 lb
AHPT1000A	1585 mm 62.4"	700 mm 27.6"	420 x 90 mm 16.5" x 3.5"	400 mm 15.7"	1000 kg 2204 lb

**JIB
CRANES**



Product Code	AGC-1000	AJCOCM	CMA01
Maximum spans	3100 mm 122"	7000 mm 275.6"	7000 mm 275.6"
Working Load Limit	1000 kg 2204 lb	1000 kg 2204 lb	500 kg 1102 lb

**JIB
CRANES**



Product Code	AJCAWM	AJCOWM	AJCPIL
Maximum spans	5000 mm 197"	6000 mm 236.2"	6000 mm 236.2"
Working Load Limit	500 kg 1102 lb	500 kg 1102 lb	2000 kg 4408 lb



**SLAB
BUGGY**



Product Code	SBSS	SBDS	SBSS-E
Width of each side	204.5 mm 8"	204.5 mm 8"	204.5 mm 8"
Working Load Limit	600 kg 1323 lb	750 kg 1653 lb	400 kg 882 lb
Net Weight	44.8 kg 98.8 lb	61.7 kg 136 lb	40.7 kg 89.7 lb


**SINGLE
SIDED
TRUCK
RACKS**



Product Code	SSTR-2000	SSTR-2440
Width of each side	388 mm 15.3"	388 mm 15.3"
Working Load Limit	2500 kg 5511 lb	2500 kg 5511 lb
Net Weight	137 kg 302 lb	161 kg 355 lb

**WOLF
RACKS**

The Wolf Racks have an A-frame structure that is manufactured from 2mm thick sheet metal. The frames have an open structure. The tops of the individual A-frames contain rivet nuts and are bolted into a U shape tie bar with self-aligning bolts while load bars are fitted into slots at the base of the A-frames on each side. The load bars are also fastened by self-aligning bolts screwed into rivet nuts, which are permanently fixed at the base of the A-frames. This produces a rigid connection and allows assembly without special skills and only one tool.



Product Code	Width of each side	Working Load Limit	Net Weight
WR750-1200	267 mm 10.5"	1000 kg 2204 lb	37 kg 81.6 lb
WR1270/1200	230 mm 9"	1000 kg 2204 lb	48 kg 106 lb
WR1270/1600	230 mm 9"	1000 kg 2204 lb	65 kg 143 lb
WR1270/2000	230 mm 9"	1200 kg 2645 lb	75 kg 165 lb
WRP1270/1200	230 mm 9"	1000 kg 2204 lb	51 kg 112 lb
WRP1270/1600	230 mm 9"	1000 kg 2204 lb	70 kg 154 lb
WRP1270/2000	230 mm 9"	1200 kg 2645 lb	83 kg 183 lb

**FOLDING
'A' FRAMES**

The sturdy Aardwolf Folding 'A' Frame, with its unique integrated vertical locking bars and ratchet locking straps, is designed to hold all material safely and securely, which eliminates risks to the operator and prevents damage to materials. The load is secured independently on each side by two vertical locking bars, which are inserted into brackets at the base of the frame and held by ratchet locking straps at the top.



Product Code	Width of each side	Working Load Limit	Net Weight
FAF1600	386 mm 15.2"	6000 kg 13228 lb	223 kg 492 lb
FAF-1800	352 mm 13.9"	6000 kg 13228 lb	243 kg 536 lb
FAF-2100	465 mm 18.3"	7500 kg 16534 lb	281 kg 622 lb

**DRYWALL
TROLLEYS**

are ideal for transporting a vast range of boards from doors, fences, drywall & large sheet panels within the factory & on building sites

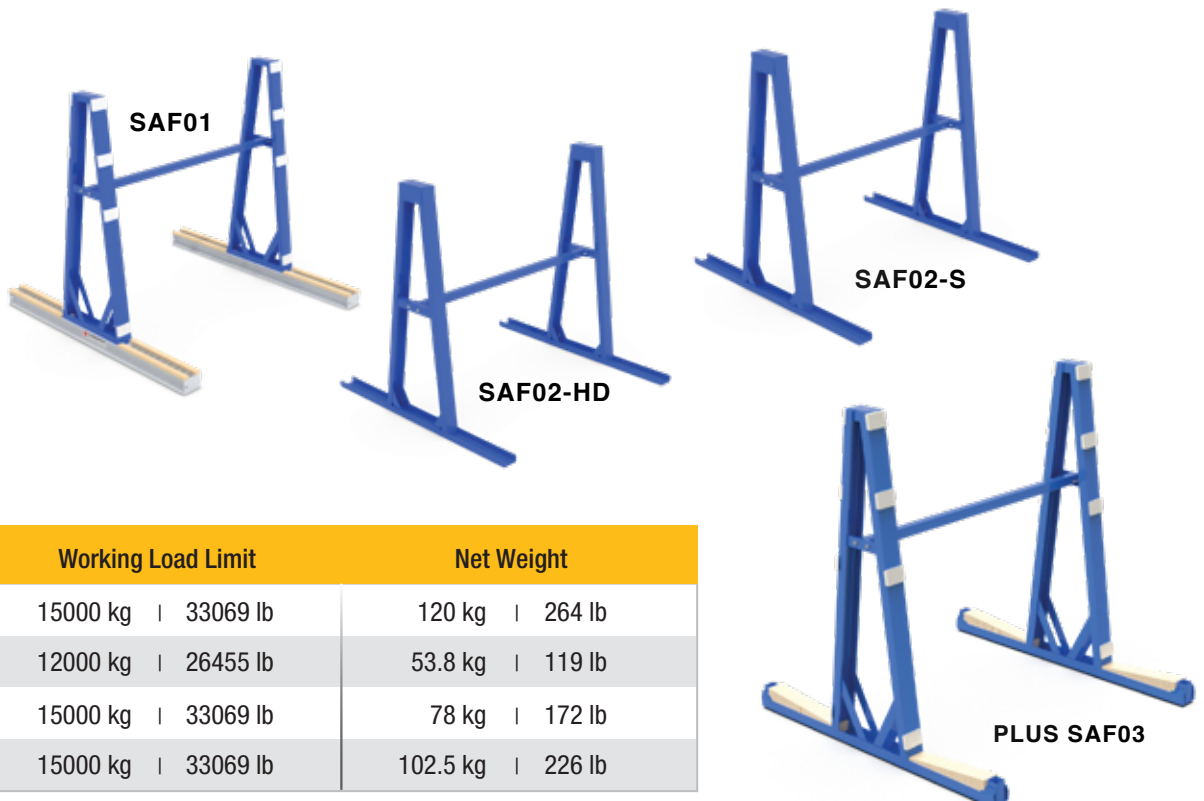


Product Code	Width of each side	Working Load Limit	Net Weight
DWT-1180	307 mm 12"	1000 kg 2204 lb	29 kg 64 lb
DWT-1180P	300 mm 11.8"	1000 kg 2204 lb	34 kg 75 lb



**STORAGE
'A'
FRAMES**

are a very safe frame for storing large slabs of marble and granite. The base rails have pockets, which allow the safety posts to be moved and placed right up against slabs after some slabs are removed.



Product Code	Working Load Limit	Net Weight
SAF01	15000 kg 33069 lb	120 kg 264 lb
SAF02-S	12000 kg 26455 lb	53.8 kg 119 lb
SAF02-HD	15000 kg 33069 lb	78 kg 172 lb
PLUS SAF03	15000 kg 33069 lb	102.5 kg 226 lb

**DEMOUNTABLE
FRAMES**



Product Code	Width of each side	Working Load Limit	Net Weight
DFH200	304 mm 12"	750 kg 1653 lb	92 kg 202 lb
DFF200	300 mm 11.8"	1000 kg 2204 lb	102 kg 225 lb
DFF400	300 mm 11.8"	1000 kg 2204 lb	162 kg 357 lb
DFF1500PC	361 mm 14.2"	1000 kg 2204 lb	124 kg 272 lb
DAF2350PC	212 mm 8.3"	1500 kg 3307 lb	178 kg 392 lb



BASE ONLY

Ideal for transporting and storing material within the factory or transporting material to building sites.




Product Code	Working Load Limit	Net Weight
BDFH200	1000 kg 2204 lb	49 kg 108 lb
BDFH400	1000 kg 2204 lb	68 kg 150 lb
BDFH200	750 kg 1653 lb	43 kg 95 lb

**TOP
FRAME
ONLY**



Code	Width of each side	Working Load Limit	Net Weight
TFDFH24	300 mm 11.8"	1000 kg 2204 lb	63 kg 139 lb
TFDFH2	304 mm 12"	750 kg 1653 lb	45 kg 98.8 lb
TFDFH1500	361 mm 14.2"	1000 kg 2204 lb	75 kg 165 lb



**TRANSPORT
FRAMES**

TF-SERIES

The Aardwolf Transport Frames are the most versatile frames on the market. They are the quickest frames to assemble and disassemble, with assembly time by one man taking approximately 5 minutes. Loaded frames can be moved around a factory or work site manually by one man. The fully loaded frame can be loaded on and off loaded from trucks by a forklift.



Product Code	Width of each side	Working Load Limit	Net Weight
TF2000	268 mm 10.6"	2500 kg 5511 lb	182 kg 401 lb
TF2440	268 mm 10.6"	2500 kg 5511 lb	206 kg 454 lb
TF3050	268 mm 10.6"	2500 kg 5511 lb	239 kg 527 lb
TF3050H	207 mm 8"	2500 kg 5511 lb	260 kg 573 lb

**TRANSPORT
FRAMES**


AF-SERIES

The QP Frames are designed for delivering heavy sheets of glass and stone to construction sites where a strong, heavy frame is needed to lift the complete load and frame together onto building sites. The fully loaded frame can easily be moved around the floors on different levels of construction sites.



Product Code	Width of each side	Working Load Limit	Net Weight
AF1850QP	295 mm 11.6"	1100 - 4000 kg 2425 - 8818 lb	246 kg 542 lb
AF2440QP	323 mm 12.7"	2000 - 4000 kg 4409 - 8818 lb	281 kg 619 lb

TRESTLES



Product Code	Adjustable width	Height	Working Load Limit
AT765N	100 mm 3.9"	765 mm 30.1"	1000 kg 2204 lb
AT855N	100 mm 3.9"	855 mm 33.6"	1000 kg 2204 lb
AT765W	100 mm 3.9"	765 mm 30.1"	1000 kg 2204 lb
AT855W	100 mm 3.9"	855 mm 33.6"	1000 kg 2204 lb

**KITCHEN
INSTALLATION CARTS**



Product Code	Working Load Limit
AAKIC	500 kg 1102 lb

WORK TABLES



Code	Size Of Table	Width with the top	Working Load Limit
WT600	1906 x 600 mm 75" x 23.6"	679 mm 26.7"	500 kg 1102 lb
WT910	1906 x 915 mm 75" x 36"	950 mm 37.4"	500 kg 1102 lb

FLIP TROLLEY



Product Code	Working Load Limit
FT02	500 kg 1102 lb

**ADJUSTABLE
HEIGHT
WORK
TABLES**



Code	Size Of Table	Height	Working Load Limit
AHWT600	1906 x 600 mm 75" x 23.6"	950 mm 37.4"	500 kg 1102 lb
AHWT910	1906 x 915 mm 75" x 36"	950 mm 37.4"	500 kg 1102 lb

FABRICATION TABLES



Code	Size Of Table	Working Load Limit
FT01	2130 x 725 mm 83.9" x 28"	300 kg 661 lb
AEFT	1840 x 610 mm 72.4" x 24"	200 kg 440 lb

PREMIUM FABRICATION TABLE




Product Code	PFT01
Working Load Limit	450 kg 992 lb

SCULPTURE TABLES



Product Code	ST750	ST1000	STH4L	STH5L
Working Load Limit	750 kg 1653 lb	1000 kg 2204 lb	750 kg 1653 lb	750 kg 1653 lb

EDGE POLISHING STANDS



PSALG01


VPF

FV80

FVASL60

Code	Grip Range	Net Weight
PSALG01	0 - 60 mm 0 - 2"	33 kg 72.8 lb
VPF700	0 - 55 mm 0 - 2"	18.25 kg 40.2 lb
VPF1300	0 - 55 mm 0 - 2"	37.8 kg 83 lb
VPF1800	0 - 55 mm 0 - 2"	27.7 kg 61 lb
VPF2400	0 - 55 mm 0 - 2"	30 kg 66 lb
FV80	0 - 80 mm 0 - 3"	7 kg 15 lb
FVASL60	0 - 60 mm 0 - 2"	7 kg 15 lb


**COUNTER
TOP
TOOLS**



Ratchet
Seam Setter
(Includes
Plastic Case)

Product Code	BOSS	EOSS	CTTRSS1
Vacuum Base Size	230 x 190 mm	9" x 7.5"	Dimensions: 440 x 340 x 160 mm 17.3" x 13.4" x 6.3"
Net Weight	15 kg 33 lb	16 kg 35 lb	6 kg 13 lb

**ANTI-BREAKAGE
BARS**




Code	Grip Range	Length	Net Weight
CTTABB4	17 - 45 mm 0.7" - 2"	1220 mm 48"	8.4 kg 19 lb
CTTABB6	17 - 45 mm 0.7" - 2"	1830 mm 72"	12 kg 26 lb
CTTABB8	17 - 45 mm 0.7" - 2"	2440 mm 96"	14 kg 31 lb

SINKLOCKS



Code	Grip Range	Net Weight
CTTTS24	0 - 450 mm 0 - 17"	2 kg 4 lb
CTTTS42	0 - 450 mm 0 - 17"	3.5 kg 8 lb

**LAMINATION
RAIL CLAMPS**



Code	Grip Range	Length	Net Weight
CTTBC5	26 - 63 mm 1" - 2"	127 mm 5"	0.7 kg 1.5 lb
CTTBC10	26 - 63 mm 1" - 2"	245 mm 9.6"	1 kg 2 lb
CTTBC2	26 - 63 mm 1" - 2"	610 mm 24"	3 kg 7 lb
CTTBC3	26 - 63 mm 1" - 2"	915 mm 36"	4 kg 9 lb
CTTBC4	26 - 63 mm 1" - 2"	1220 mm 48"	5 kg 11 lb
CTTBC6	26 - 63 mm 1" - 2"	1830 mm 72"	6 kg 13 lb



WASTE BINS



Product Code	Working Load Limit	Net Weight
WB620PC	1000 kg 2204 lb	170 kg 375 lb
WB1000PC	1500 kg 3307 lb	221 kg 487 lb
WB1000G	1500 kg 3307 lb	221 kg 487 lb
ADBB-2000	1500 kg 3307 lb	366 kg 807 lb


SITE SAWS



Power supply: 220V-1Phase 50-60Hz

Product Code	Total Length	Net Weight
SSM1200	1370 mm 54"	152 kg 335 lb
SSM2000	1540 mm 60.6"	210 kg 463 lb

MITER & CORNER CLAMPS




Code	Grip Range	Cup Diameter	Net Weight
MC250	50 - 250 mm	118 mm	4 kg 9 lb
ACC250	2" - 10"	4.6"	7 kg 15 lb
ABMC			12 kg 26.4 lb

CNC TOOLING RACKS





Code	Tool Holder	Packaging Dimension
CNCTR15	15	730 x 440 x 210 mm 28.7" x 17.3" x 8.3"
CNCTC30	30	860 x 520 x 250 mm 34" x 20.5" x 9.8"
CNCTC42	42	1230 x 540 x 300 mm 48.4" x 21.3" x 12"

DRILL STANDS




Product Code	APAM	EAM	APADM	DSA07
No load speed	25000 RPM	30000 RPM	1200 RPM	
Drilling bore size	6 mm 0.2"	6 mm 0.2"	50 mm 2"	60 mm 2.4"
Net Weight	3 kg 7 lb	4 kg 9 lb	10 kg 22 lb	6 kg 13 lb

SLAB RACK KIT



Product Code	Q'TY	ASR0107	ASR0108	ASR0109
Galvanized steel rail	2	2979 x 164 x 165 mm 117.3" x 6.4" x 6.5"		
Square tube post	16	50x50x1200 mm 2"x 2"x 47.2"	50x50x1400 mm 2"x 2"x 55"	50x50x1600 mm 2"x 2"x 63"
Steel post base	14	1200 x 1400 mm 47.2" x 55"	1200 x 1400 mm 47.2" x 55"	1600 x 1800 mm 63" x 70.9"
Square rubber cap	16	52 x 52 mm 2" x 2"		

BUNDLE RACK KIT





Product Code	Q'TY	ABR0106	ABR0107	ABR0108
Galvanized steel rail	2	3013 x 167 x 140 mm 118.6" x 6.6" x 5.5"		
Square tube post	8	100x50x1200 mm 4" x 2" x 47.2"	100x50x1400 mm 4" x 2" x 55"	100x50x1600 mm 4" x 2" x 63"
Steel post base	6	1200 x 1400 mm 47.2" x 55"	1200 x 1400 mm 47.2" x 55"	1600 x 1800 mm 63" x 70.9"
Rectangular rubber cap	8	100 x 50 mm 4" x 2"		



Slab & Bundle Rack Posts

Code	Packaging Dimension
FGR06	50 x 50 x 700 mm 2" x 2" x 27.6"
ASR06	50 x 50 x 800 mm 2" x 2" x 31.5"
ASR07	50 x 50 x 1200 mm 2" x 2" x 47.2"
ASR08	50 x 50 x 1400 mm 2" x 2" x 55.1"
ASR09	50 x 50 x 1600 mm 2" x 2" x 63"
ASR10	50 x 50 x 1800 mm 2" x 2" x 70.8"
ABR06	100 x 50 x 1200 mm 4" x 2" x 47.2"
ABR07	100 x 50 x 1400 mm 4" x 2" x 55.1"
ABR08	100 x 50 x 1600 mm 4" x 2" x 63"



Slab & Bundle Racks	Code	Rail length	Post	Net Weight of base	APP	Web
	AFGR	2400 mm 94.5"	50 x 50 mm 2" x 2"	24 kg/pcs 53 lb/pcs		
	AWR01P	2400 mm 94.5"	50 x 50 mm 2" x 2"	78 kg/pcs 172 lb/pcs		
	ASR01	3000 mm 118"	50 x 50 mm 2" x 2"	78 kg/pcs 172 lb/pcs	Slab Rack Calculator	Slab Rack Fabricator
	ABR01	3000 mm 118"	100 x 50 mm 3.9" x 2"	78 kg/pcs 172 lb/pcs		
	ARB10	3000 mm 118"	100 x 50 mm 3.9" x 2"	77.7 kg/pcs 171 lb/pcs		



FORKLIFT BOOMS



Code	Manual telescope	Increment	Working Load Limit
FB1-2720	1610 - 2724 mm 63.4" - 107"	557 mm 21.9"	Retracted: 1500 kg 3307 lb / Extended: 500 kg 1102 lb
FB2-3580	2107 - 3580 mm 83" - 141"	491 mm 19.3"	Retracted: 1500 kg 3307 lb / Extended: 600 kg 1323 lb
FB3-5380	2196 - 5380 mm 86.5" - 212"	796 mm 31.3"	Retracted: 2400 kg 5291 lb / Extended: 300 kg 661 lb
FB4-4800	2800 - 4800 mm 110" - 189"	1000 mm 39.4"	Retracted: 3000 kg 6614 lb / Extended: 1000 kg 2204 lb
FB2LP-3600	2121 - 3603 mm 84.5" - 141.9"	494 mm 19.4"	Retracted: 2400 kg 5291 lb / Extended: 600 kg 1323 lb
FB3LP-5420	2210 - 5410 mm 87" - 213"	800 mm 31.5"	Retracted: 2400 kg 5291 lb / Extended: 300 kg 661 lb
PFB1-2600	1500 - 2600 mm 59" - 102.4"	560 mm 22"	Retracted: 1500 kg 3307 lb / Extended: 500 kg 1102 lb
PFB2-3450	1930 - 3412 mm 76" - 134.3"	494 mm 19.4"	Retracted: 1500 kg 3307 lb / Extended: 600 kg 1323 lb

AARDWOLF DOUBLE FORKLIFT BOOM



THE DFB2-5000 IS MADE FOR 8 TON FORKLIFT TRUCKS AND LARGER

Code	Connection Bar	Increment	Working Load Limit
DFB2-5000	300 - 1300 mm 11.8" - 51.2"	600 mm 23.6"	5000 kg 11023 lb


FORK EXTENSIONS

Code	Working Load Limit	Working length	Net Weight
FES-1500	1500 kg 3307 lb	1500 mm 59"	46 kg 101 lb
FES-2000	1500 kg 3307 lb	2000 mm 78.7"	62 kg 137 lb
FES-2500	1500 kg 3307 lb	2500 mm 98.4"	86 kg 190 lb
AFE-1500	2500 kg 5511 lb	1500 mm 59"	74 kg 163 lb
AFE-2000	2500 kg 5511 lb	2000 mm 78.7"	91 kg 201 lb
AFE-2500	2500 kg 5511 lb	2500 mm 98.4"	122 kg 269 lb




AARDWOLF COMBO BOOM, SWIVEL & LIFTING CLAMP

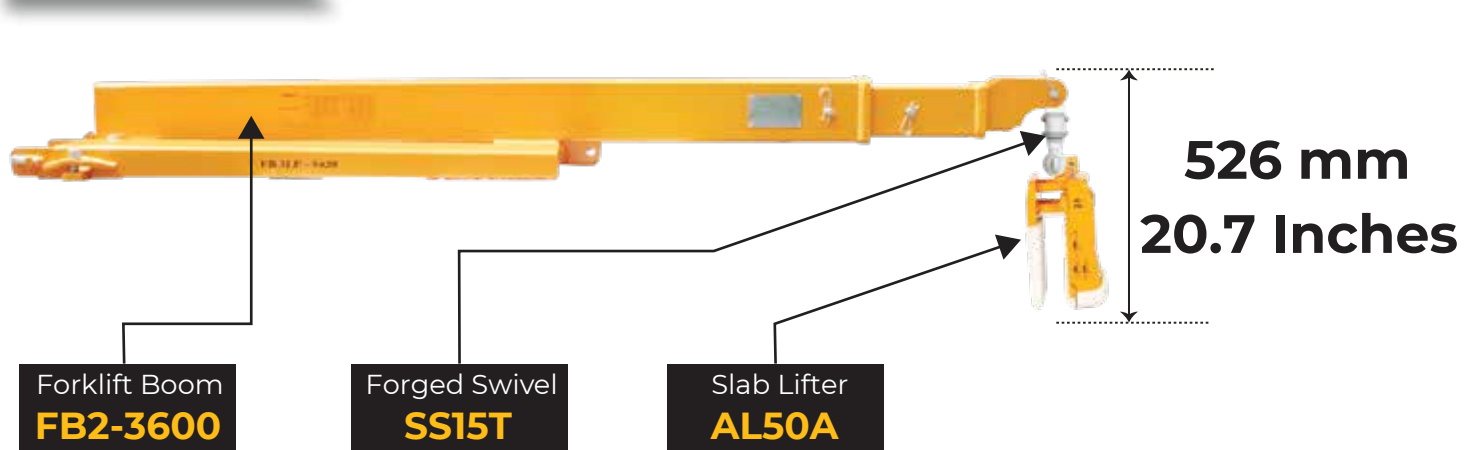
COMBO 1



COMBO 2



COMBO 3





AARDWOLF PRODUCT VIDEO



SALES & SERVICE

AUSTRALIA

1/5 Stanton Road, Seven Hills NSW 2147

Tel: 02 9838 8427

www.aardwolfaustralia.com Email: enquiries@aardwolfaustralia.com

BULGARIA

Str.Usta Kolio Ficheto 33

Tel: +359 887 933 754

Email: adrian@toolrange.com

INDIA

Harmara Road, Industrial Area, Madanganj, Kishangarh, District- Ajmer,
Rajasthan India 305801

Web: www.aardwolf.co.in

Tel: +91 73000 68444

Email: sales@aardwolf.co.in

GERMANY

Schulze-Delitzsch-Weg 2, 33175 Bad Lippspringe

Tel: 05252 8382830

Email: sales@aardwolf.com.de

USA

9401 Norwalk Blvd, Santa Fe Springs, CA 90670

Tel: (562) 553-6050

Web: www.aardwolfusa.com

Email: sales@aardwolfusa.com

VIETNAM

1B, An Phu, Thuan An City, Binh Duong Province, Vietnam

Tel: +84 931 707 793

Web: www.aardwolf.com.au

Email: info@aardwolf.com.au